



UNIVERSITY OF
WOLVERHAMPTON



PRE-ARRIVAL GUIDE 2026

For International Students

wlv.ac.uk/international

“We look forward to your voice adding to the diverse cultural makeup of our University, city and region.”

Welcome

Welcome to the University of Wolverhampton and the start of your university experience, which we know will be both exciting and life-changing.

You are joining our diverse academic community of over 24,000 learners from all over the world, whose lives and future careers are being shaped by their studies with the University of Wolverhampton. We are a diverse and inclusive institution, extremely proud of the backgrounds and achievements of our students and staff. This pride is embedded in the University's DNA, and we are delighted that you have chosen to join us.

We will provide you with many opportunities to add value to your time with us. Whether you do so by joining a student society or one of our sports teams, or undertaking a work placement, I would encourage you to take advantage of these valuable options. Our engaging community of curious students has a wealth of experiences to learn from and share. You'll also benefit from our local, national, and international links, preparing you for a bright, profitable future.

Your time at university provides you with a unique opportunity to expand your global network that will stay with you well after graduation. We look forward to hearing and learning about your successes as a graduate and sharing your experiences to inspire the next generation of students.

Our Student Services, Students' Union, and your academic Schools will support you throughout your time with us. Please do not hesitate to contact us for advice and support, as we are here to help.

We encourage you to be who you want to be, and wish you the very best during your time with us.

Kamran Ashfaq

Head of International Student Recruitment

Contents

Key contacts	4	Other information	26 - 27
		• Mentoring	
Key dates and information	5	• Learning and information services	
		• Careers	
Before you arrive	6 - 15	• The Chaplaincy	
• Fees and living costs		• Working on campus	
• Important documents		• Part-time working	
• Completing your online enrolment			
• Bringing your family to the UK		Help and advice	28
• Accommodation			
Your journey to Wolverhampton	16 - 17	Preparing for university checklist	29
• When to arrive			
• Travelling to Wolverhampton			
• Map of City Campus Wolverhampton	18		
• Map of Walsall Campus	20		
• Map of Telford Campus	21		
When you arrive	22 - 25		
• Collecting your keys			
• Opening a bank account			
• Health centre registration			
• Completing your full enrolment			

Introduction

Dear student,

We'd like to take this opportunity to welcome you to our university and our city. Within this guide, we've made every effort to answer your questions about what to do before and after your arrival.



Key contacts

Available support	Department	Email
ACCOMMODATION Find accommodation How to apply How and when to pay	Accommodation Services	accommodationservices@wlv.ac.uk
APPLICATION Enrolment instructions Tuition fees	International Admissions	CASRequests@wlv.ac.uk
PAYMENTS Direct Debit Advance payments	Finance	incomesection@wlv.ac.uk
Pre-arrival applicants support	Global Opportunities Office	international@wlv.ac.uk
Help and advice on arrival	ASK@WLV	Contact via Helpdesk
Support for students with disabilities	Student Accessibility, Disability & Inclusion	disability-inclusion@wlv.ac.uk
Visa and immigration support and advice	Visa and Immigration Support Team	visa-enquiries@wlv.ac.uk
Passport and visa document checks	UKVI Compliance Team	rts@wlv.ac.uk

If you have any questions or require assistance with your visa application or preparing for your visa interview, please contact:

- ◆ Global Opportunities Office - international@wlv.ac.uk
- ◆ International Admissions - CASRequests@wlv.ac.uk
- ◆ If you have any questions or require support or advice about any visa or immigration issues, please email the Visa and Immigration Support Team: visa-enquiries@wlv.ac.uk

Key dates and information

March 2026 Intake

Welcome Week
Monday 2nd March

Teaching Starts
Monday 9th March

April 2026 Intake

Teaching Starts
Monday 6th April

May 2026 Intake

Welcome Week
Monday 18th May

Teaching Starts
Monday 25th May



We are planning events through 2026/27 to help you settle in. Further information can be found on our website:
<https://www.wlv.ac.uk/current-students/wlv-welcome/welcome-events/>



Before you arrive: fees and living costs

Deposits

As an international student, in order for our admissions team to begin the process of assessing your suitability to secure a student visa and be issued with a Confirmation of Acceptance of Studies (CAS) letter, we will require you to pay a deposit.

Your deposit amount will have been communicated to you in your unconditional offer letter, if you haven't yet received an unconditional offer and you hold a conditional offer you are not yet ready to pay your deposit.

Please be aware that your payment amount will take into account any scholarships you have been awarded in your CAS letter.

Paying your university fees

Note that all payments should be made in pounds sterling. You must include your student number when making payments to make sure the money gets linked to your account. Once you have paid your deposit and secured your visa, you may want to pay your remaining tuition fees before you leave home.

How to pay

Convera is our requested payment method for deposits to ensure that you are able to begin the process or requesting your CAS letter in e:Vision. Convera is a fast and reliable service that allows you to pay in your local currency via bank transfer or by using a wide range of local online payment options including Alipay, UnionPay and more, without incurring any transaction charges.

Gain peace of mind that your payment will arrive in full with our preferred payment service.

Convera:

- Pays fees in your local currency
- Avoids fees and international foreign exchange charges from your bank
- Is easy to use on smart phones and other mobile devices
- Lets you rest assured knowing your payments are received in full by the University
- Lets you track your payment status by text and email
- Gives price and payment options upfront with a price comparison tool

All payments should be made payable to 'The University of Wolverhampton'.

Please remember cash should not be sent through the post and will be not be accepted for payment of fees and accommodation.

[Find out more about available discount schemes, scholarships and financial support for international students](#), visit our dedicated web page.

Living costs

All students must provide UKVI with evidence they can pay their tuition fees and cover their living costs (also known as maintenance).

◆ You will need to provide evidence of 9 months of living expenses at **£1,171** per month (**£10,539** per year). **Remember: this is in addition to the outstanding balance of your tuition fees.**

◆ If your course lasts for less than nine months, you will need **£1,171** per month of the course (e.g. for six months, you need **£7,026**).

◆ If you will be bringing dependants with you to the UK they will also need to meet financial requirements as part of their visa application. Dependants are required to maintain at least **£6120** in an acceptable account for at least 28 days before they can apply for their visa.*

*Students should check the current guidance on gov.uk or email visa-enquiries@wlv.ac.uk for advice



Before you arrive: important documents

It's important that you remember to bring certain items with you and make some necessary arrangements before travelling.

1. Offer/Confirmation of Acceptance for Studies (CAS) statement

This is the final confirmation of your firm acceptance of your unconditional offer onto the course of study, issued by the Admissions Unit. Your CAS statement will be made available to you through e:Vision and it will include:

- ◆ your personal details
- ◆ your CAS number
- ◆ details of the course you intend to study
- ◆ details of the qualifications you have used to apply for the course
- ◆ confirmation of the tuition fees and how much you have already paid
- ◆ the University of Wolverhampton Sponsor Licence Number and address.

2. Passport

The documents required to enter the UK are different depending on which country you come from. You must have a valid passport or travel document to prove your identity.

3. Financial evidence

When you are ready to request your CAS from the university you must provide a bank statement that covers 28 days. This should be the bank statement you are planning to submit to the Home Office to support your visa application so that we can check it meets the requirements.

The money must be held in an acceptable bank account. This would usually be an account in your or your parents' name(s). It may be possible for funds to be held by your spouse if you meet the criteria set by the Home Office. It must be a personal account, it cannot be in a business account. You may also be in receipt of official financial sponsorship.

If you are using your parents' bank account, you will also be required to submit extra supporting documents with your application, such as your birth certificate and an additional letter from your parents confirming their relationship to you and that they give you their consent to use their account for funding your studies and living costs.



The money must be in the account at the time you apply for the visa and must have been constantly in the account for a minimum of **28 days before the date of your visa application.**

The final closing balance cannot be more than **31 days before the date of your visa application.**

4. Visa/entry clearance

Immigration rules and the requirements for each visa category can change with very little notice so always make sure you check the current guidance at the time you are getting ready to apply.

Generally, most international students will need a Student Route visa to study in the UK but you can also check the Government's [Visas and Immigration web pages](#) as they have further details about the types of visas available and who they are suitable for.

There may also be other requirements you need to meet, such as having a tuberculosis (TB) health certificate or Academic Technology Approval Scheme (ATAS) certificate. These requirements may depend on your nationality or the course you intend to study.

When and how to apply

The application form will be completed and submitted online, please visit: [gov.uk/check-uk-visa](https://www.gov.uk/check-uk-visa)

You can apply for the visa at any time in the three months leading up to your course start date as long as you have met all the requirements and received your CAS number. We strongly advise you to apply as early as possible as it may take longer than expected for the Home Office to process the application. It is your responsibility to allow yourself enough time for your visa to be granted before you make your travel arrangements. Make sure you don't lose any information by saving your application regularly. Once you've finished, we suggest you save a copy of the application form for your records

Our [Applying for a Student Visa page](#) has detailed information about applying for a visa. The application form is completed online and then you will need to attend an appointment in order to have your biometric data captured and to submit your documents/attend an interview. This [UK visa application from India](#) video on vimeo.com is also aimed at helping international students understand the visa application process.

To apply for your Student Visa entry clearance

overseas, you will need to find your [closest Visa Application Centre](#) and check with them what their procedure for visa applications is.

To apply for your student visa in the UK, you must first make an appointment with our [Visa and Immigration Support team](#) for an assessment of your documents. You will then be given assistance with the online application. Please remember other documents required (originals only) are:

- ◆ your passport or travel document, preferably valid for at least six months after your date of departure for the UK
- ◆ your CAS number
- ◆ financial evidence to show that you have enough money to pay for your tuition fees and living expenses. This is equal to the remaining tuition fees you need to pay for the year, plus a total of £10,539 to cover your living expenses (also known as maintenance)

[Please see how living costs are calculated for visa purposes here.](#)

Your visa responsibilities

If you hold a Student Route visa for study at the University of Wolverhampton, both you and the University have responsibilities to the Home Office during your studies and we must work together to make sure you meet the requirements of your visa. These responsibilities are detailed on our [Your Responsibilities page](#).

When you receive the email from UKVI confirming that your Student visa has been granted, you must follow the instructions to create your UKVI account and generate a share code or you may not be permitted to board the plane and travel to the UK.

Please note, it is a requirement of your visa that you attend your lectures and seminars and engage with all academic requirements (for example sitting exams and/or submitting coursework). Failure to attend regularly or submit assignments will result in your visa sponsorship being withdrawn, and your visa will be curtailed (cancelled).

Before you arrive: completing your online enrolment

It's important that you remember to bring certain items with you and make some necessary arrangements before travelling.

Completing your Online Enrolment

As soon as you get your CAS and your enrolment tasks are available, it's important to complete your online enrolment while you're still in your home country. You don't need to wait for your visa decision to complete your online enrolment. Here's how to get started:

- ◆ **Log in to your e.Vision account:** Use the link [Log in to the portal \(wlv.ac.uk\)](https://wlv.ac.uk) and your 7-digit student number found in your offer letter to log into your e.Vision account. If you've forgotten your password, click the 'forgotten password' link to reset it.
- ◆ **Set up your IT account:** Once logged in, register for an IT account, then select the 'Enrolment' button. This will display your enrolment tasks.
- ◆ **Complete your online enrolment tasks:** As you complete each task, the section will turn green. Make sure all sections are green to be part enrolled.



Right to Study (Blue Tile):

The blue tile represents the 'Right to Study' section, which you can start in your home country by uploading any documents you have. Once your visa is successful you can input your sharecode (this must begin with the letter S).

Documents to Upload in the 'Right to Study' section:

- Passport
- Sharecode (this should begin with S)
- Flight evidence/boarding pass



Bringing your family to the UK

Only some students are permitted to bring family members to the UK as dependants.

You can bring your family to University in the UK if:

- You're government-sponsored and your course is full-time and longer than 6 months OR
- You're doing a full-time research-based higher degree or PhD (or other doctoral qualification) of 9 months or longer (where the start date was on or after 1/01/2024)
- If you're doing a postgraduate course that started before 1/01/2024 and you want to check if it's possible for you to bring dependants with you to the UK please contact: visa-enquiries@wlv.ac.uk for more advice (making sure to include your student number)

It is important to think about where you will live and, if you have children, where they will go to school or nursery. The sooner you prepare, the easier the transition will be. We do not have accommodation on campus for cohabiting couples or families.

The [UK Council for International Student Affairs \(UKCISA\)](#) has a full guide to bringing your family to the UK.

When bringing your dependants to the UK is right for you.

- ◆ You have arranged suitable housing for you and your dependants (e.g. an apartment flat where more than one person is allowed to live).
- ◆ You have someone who can reliably care for your child while you are studying (e.g. a partner or hired child carer).
- ◆ You are comfortable being on campus without your child and partner (e.g. when attending lectures and using the library and other facilities).
- ◆ You can support yourself and your dependants financially – or they are able and permitted to support themselves – throughout your studies.
- ◆ You have read the information on immigration permission for family and supporting your dependants in the UK and made the required arrangements.

If you are planning to bring your family with you to the UK (or they are already here and you haven't told us about it yet), please complete the [Bringing your family to the UK form](#).

This will help us to support you and ensure you are kept up-to-date with relevant information and events.

If you have any queries about bringing dependants to the UK, email the Visa and Immigration Team on visa-enquiries@wlv.ac.uk



Children on campus

If you do need to bring children onto campus occasionally, it is your responsibility to supervise them at all times. You are not allowed to bring children into lectures, or leave them alone or with a member of staff, at any time. Please see our [Children on Campus Procedure](#) and our [Safeguarding web page](#)



Before you arrive: accommodation

Please ensure that you have booked and/or secured your accommodation before you travel to the UK.

It is important that you live within a reasonable distance of the university so that you are able to attend all of your lectures. Students should live no more than 1 hour travel distance from campus, and enrolment will not be permitted where a local address is not provided. This will be checked during enrolment.

The University of Wolverhampton has over 1,000 student accommodation places across three of our campuses. All our halls of residence are located close to the campuses and are owned by the university. We aim to provide value for money accommodation, with a safe and a comfortable living environment.

Living in halls makes it easier for you to start your university life and make friends. All halls are self-catered and are equipped with free internet Wi-Fi access, study space and storage.

Students can apply for accommodation once they receive a conditional offer for their course, this can be done via the e-Vision system. If you have any queries please email the Accommodation Hub: cityaccommodationhub@wlv.ac.uk or call: +44 (0)1902 321 268.

Our accommodation is within easy walking distance from your lecture rooms.

For student safety, there is 24-hour security, CCTV on every campus, and rooms fitted with smoke alarms and secure locks.

Applicants can find all the information about accommodation, including current fees, what's included, and how to apply at: wlv.ac.uk/accommodation

Note: Please ensure that you book and pay your advance rent payment prior to you arriving at University Accommodation, if you do arrive on campus and have not pre-booked your University Accommodation, please be advised that you are not able to make any cash payments on campus.

If you're a student considering off-campus accommodation, guidance is available at: wlv.ac.uk/university-life/accommodation/accommodation-information/living-off-campus

Family Accommodation

We do not have accommodation on campus for cohabiting couples or families. Student accommodation usually provides single study bedrooms which are suited to individual students.

Further information on university accommodation can be found on our web pages: wlv.ac.uk/accommodation



Accommodation services opening hours

City Campus Accommodation Hub

Lomas Street, Wolverhampton
Monday-Friday, 8.45am-5.00pm
Email: CityAccommodationhub@wlv.ac.uk Tel: 01902 321 268

Telford Campus Information Hub

Monday-Friday, 8.45am-5.00pm
Email: Telfordhub@wlv.ac.uk Tel: 01902 32 3900

Walsall Campus Information Hub

Monday-Friday, 8.45am-5.00pm
Email: WalsallHub@wlv.ac.uk Tel: 01902 518 961

Out of hours

If you need assistance out of office hours, you can contact our friendly security team at any time. They operate a central service and can be contacted 24/7 on tel: 01902 322 106.

Your journey to Wolverhampton

Make sure you label your luggage with your new UK address. UK weather can change very quickly – so make sure you pack a variety of clothes – but don't worry, there are many options for shopping if you need them. You can also buy any heavier items you might need in the UK.

Please check the UK Customs list of food items you can and cannot bring. We highly recommend arranging appropriate travel insurance.

Important documents

You may need to show some documents at immigration when you arrive into the UK – it's best to carry these in your hand luggage when you travel. These may include:

- ◆ your passport (with visa)
- ◆ your CAS letter and unconditional offer letter
- ◆ your original examination certificates as stated in your CAS letter
- ◆ any medication that you are currently taking, medical certificates and records
- ◆ your accommodation contract
- ◆ evidence of your finances for your tuition fees and living costs
- ◆ an electronic copy of your visa decision letter.

Please note: you will need to be able to view and prove your eVisa.

Travelling to Wolverhampton

Birmingham International Airport is the closest airport to all University of Wolverhampton campuses. From Birmingham International, you can travel to the University by:

- ◆ **Train.** The airport railway station has frequent, direct services to Wolverhampton (about 45 minutes) and good connections to Walsall (about 45 minutes) and Telford (60-80 minutes).
- ◆ **Coach.** Find current services and timetables at [National Express](#).
- ◆ **Taxi.** An official 24-hour taxi rank is outside arrivals, with a taxi journey to the University of Wolverhampton taking approximately 30 minutes. Taxis can be very expensive – to book your taxi in advance and potentially save money on the metered fare, pre-book online.

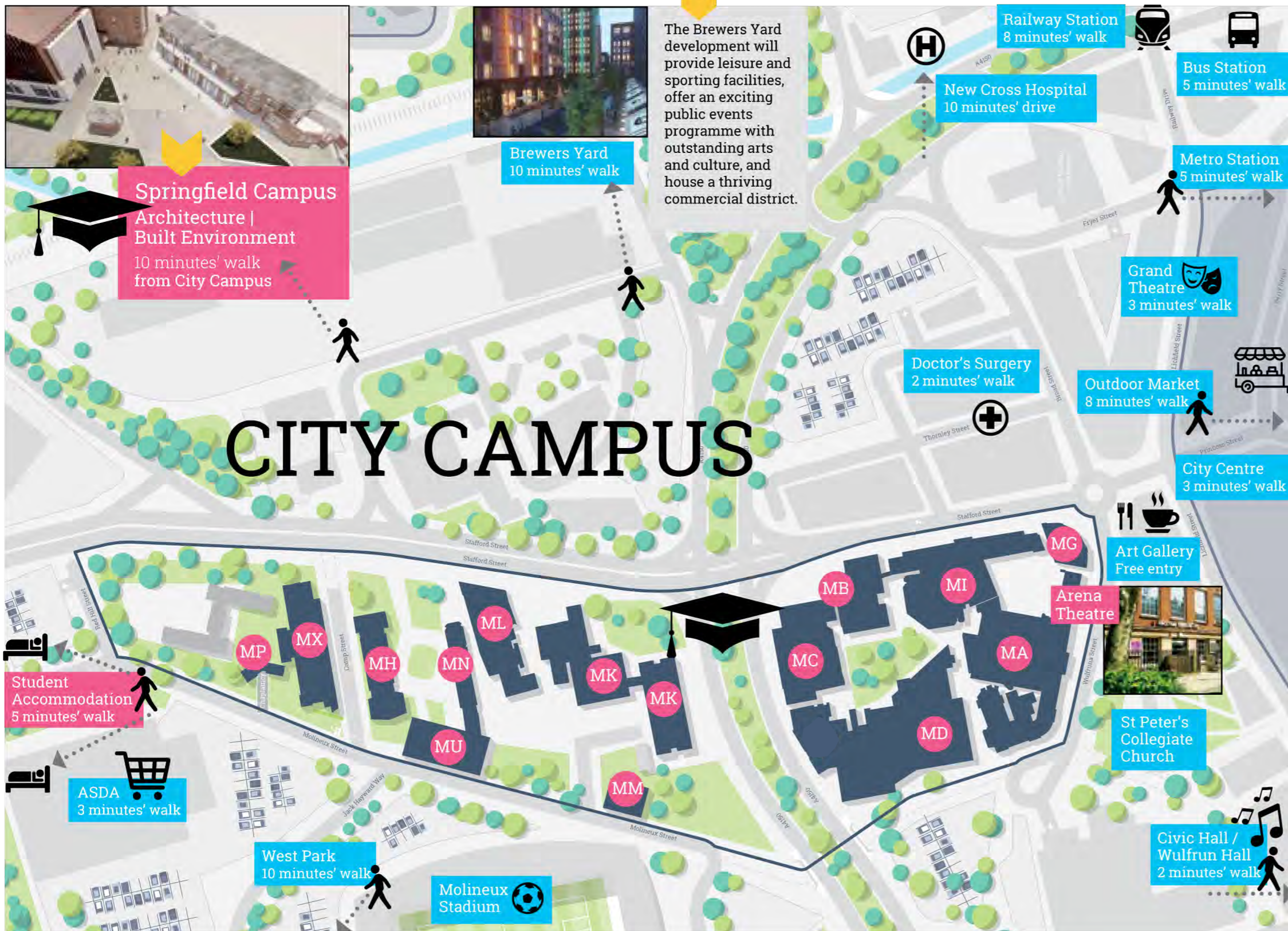
Airport Meet and Greet from Birmingham Airport

If you are arriving at Birmingham International Airport there will be coach transport available to take you to the University campuses (During peak times only). Book here: www.wlv.ac.uk/international/international-arrival-form/

Wolverhampton train and coach stations are a few minutes' walk to the University's City Campus. Lomas Street/North Road accommodation is within 1 kilometre of the city centre.

The city has good transport links, including regular buses and trains, to Walsall and Telford. For more advice on how to make your way to the University, please contact the [Global Opportunities Office](#).





Millennium City and Rosalind Franklin buildings



Ambika Paul Building



Alan Turing Building



Wulfrun Building and Arena Theatre




The Chaplaincy



Lord Swraj Paul, and George Wallis buildings

- MA** Wulfrun Building
Chemical Engineering | Pharmacy | Main reception
- MB** Rosalind Franklin Building
Sciences | Outreach lab | Rooftop greenhouse
- MC** Millennium City Building
Health and Well-being | Nursing | Social Care | Social Work | Mock wards
- MD** Ambika Paul Building
Harrison Library | Students' Union | Sports Centre | Careers and Enterprise | The Workplace | Student Life | ASK@WLV
- MG** The Gateway
The Gateway
- MH** Mary Seacole Building
Social Sciences | Law | Mock court room
- MI** Alan Turing Building
Computer Science | Mathematics | Screen School
- MK** George Wallis Building
Arts
- ML** ML Building
Counselling Services | Multi-Faith Prayer Room
- MM** Apprenticeship Hub
- MN** Arthur Storer Building
Business
- MP** Chaplaincy
All faiths and none | Informal meeting space | Rooms for societies or groups
- MU** Lord Swraj Paul Building
Business | Social Sciences
- MX** Housman Building
Humanities | Admissions



WALSALL CAMPUS

STUDENT VILLAGE

WA Jerome K Jerome
Education | The Boulevard Kitchen | Lounge

WJ William Penny Brookes
Human Sciences | Sport | Health Scan facility

WH The Performance Hub
Walsall Library | Black Box Theatre | Music practice rooms | ASK@WLV

WJ Walsall Sports Centre
Gym | Sports Centre Cafe

WN Samuel Johnson
Education | Social learning spaces

WP Sister Dora Building
Health and well-being | Nursing | Skills and simulation suite | Mock wards | Skills labs

WS Students' Union
Advice and support

Walsall Town Centre
8 minutes' drive
30 minutes' walk
High Street shopping | Crown Wharf Retail Park | Saddlers Shopping Centre

Walsall Art Gallery
35 minutes' walk

Gorway Student Accommodation

Walsall Arboretum
24 minutes' walk

Walsall Arena and Arts Centre
12 minutes' drive

Showcase Cinema Walsall
12 minutes' drive

Walsall Waterfront
30 minutes' walk
- The Light Cinema
- Bars and restaurants

Railway Station
8 minutes' drive
35 minutes' walk

Walsall Sports Centre

TELFORD CAMPUS

SA Angad Paul Building
Engineering | Nursing | Paramedic Science | Main reception | Hutchison Library | Mock ward and healthcare facilities | Emergency Management and Resilience Centre | Multi-faith prayer room | Greenshoots Deli

SB Business and Technology Centre

SC Darby Building
Engineering | University of Wolverhampton Racing team | Additive layer manufacturing | Pit lane | Rapid prototyping | ASK@WLV

SE Priorslee Hall
Lounge

SH e-Innovation Centre

Halls of Residence

RAF Museum, Midlands
15 minutes' drive

Southwater
One complex
5 minutes' drive
30 minutes' walk
- Bars and restaurants
- Cineworld
- Telford Town Park
- Telford Ice Rink

The Wrekin
15 minutes' drive


Telford Central Railway Station
8 minutes' drive

Darby Building

Priorslee Hall

e-Innovation Centre

Ironbridge
15 minutes' drive



When you arrive

Welcome to the University of Wolverhampton!

Collecting your keys

If you are staying in university-owned accommodation, you will have received information from Accommodation Services about moving in to halls of residence. If you have any questions – or perhaps need to move into University halls before your contract start date, contact Accommodation Services: accommodationservices@wlv.ac.uk

If you intend to live in a private house, or private halls of residence, you will need to arrange details directly with your landlord.

Opening a bank account

There are many banks with branches in Wolverhampton, and some offer special deals to students. To open a UK bank account, you will need to be fully enrolled and will need your:

- ◆ passport
- ◆ 'Bank Letter'. You can request this through e:Vision once you are fully enrolled.

Health centre registration

We strongly advise you to have valid medical insurance in your home country and we recommend that you contact your own health insurer for further advice before coming to the UK.

As long as you are enrolled on a course lasting for more than six months, you will be entitled to National Health Service (NHS) treatment in the UK, but you must be registered with a local doctor known as a general practitioner, or GP. To make registration easier, bring the following:

- ◆ Immigration Health Surcharge (IHS) number
- ◆ your TB health certificate and any chest X-rays if these are required for your visa
- ◆ details of all vaccinations that you have received
- ◆ medical records if you have any pre-existing conditions (with English translation)
- ◆ any medication that you are currently taking (including a letter from your doctor in English, confirming which medication you are carrying).

There is a charge for prescribed medicine and some services such as dentists and opticians. You may be able to get a reduction for some medical costs by completing a HC1 form. The Students' Union will be able to give you more information following enrolment.

Local doctors

Thornley Street Surgery - 01902 688 500 (City campus)
Lichfield Street Surgery - 01922 620 532 (Walsall campus)
Shifnal Medical Practice - 01952 460 414 (Telford campus)

Multi-factor authentication

Multi-factor authentication (MFA) adds an additional layer of security to your University Microsoft 365 account (email, calendar, Teams), myWLV app and the virtual learning environment (Canvas), and proves you are the person who is authorised to access your account. If your password gets stolen/lost and used, with MFA in place on your account, you can be reassured that your information is safer.

IMPORTANT! You will need to have set up MFA before you can access your timetable in myWLV app.

Enrolment instructions

Enrolment will be available closer to your course start date. Before you enrol, you must register for an IT account. Once you have accepted the terms and conditions for using our IT services, you will be able to continue with your enrolment. Once you are registered, you can enrol

- ◆ Login to your [e:Vision account](#).
- ◆ Follow the Enrolment link and the instructions on screen.
- ◆ You will be prompted to enter your personal and contact information, including uploading a copy of your passport, flight details and a right-to-study share code to access your eVisa to your record. Please make sure that your contact details are up-to-date, as details you provide will be used to contact you.
- ◆ Check that the details of your course and fee status are correct. Once all this is complete, you can go ahead and confirm your enrolment!

Online enrolment

To be **part-enrolled** you will need to complete your **online enrolment**. You will need to start your online enrolment on e:Vision while you are in your home country. You do not need to wait for your visa decision to complete your online enrolment, so please do this as soon as your CAS has been issued.

It is important to complete your online enrolment as you will be able to access your course information and attend your classes once you are part-enrolled. You can download letters from your eVision account once you are fully enrolled, including your employer letter or bank letter.

Online ID check

To finalise your enrolment, you must be in the UK and provide all required information and documents through the "Right to Study" section of your enrolment task.

As part of the online enrolment process, you will need to upload the following documents:

- ◆ A copy of your passport
- ◆ Proof of your flight details or boarding pass
- ◆ A Right to Study share code (starting with the letter "S") to verify your eVisa details

Additionally, you will be asked to provide:

- ◆ Your full, current UK address (this should be within an hour's commute from the university)
- ◆ Your UK mobile number

Please note that you must complete your online enrolment while in your home country, and this step must be done before your course start date.

Once you submit your documents, they will be reviewed by our Student Visa Compliance and Advice team. Your online enrolment will be finalised once all documents are verified. You will not be fully enrolled until this is completed, and you will also need to attend an in-person ID check.

Enrolment Support

To ensure you can access everything you need during your studies, all students must complete enrolment, including ID checks and any additional tasks for your course, at the beginning of each academic year. If you need support, drop into one of our on-campus ASK@WLV offices.

When you arrive

Completing your full enrolment

Once you arrive in the UK, update your eVision Right to Study enrolment tile with your full local UK address and UK mobile number. Your UK address must be local to Wolverhampton, no more than 1 hour from campus. You will not be enrolled without a local UK address and full contact details.

The Student Visa Compliance and Advice team will then check all your documents and address details.

Final enrolment step: In-person ID check

When all your visa documents and address show as passed, you will get an email to do an in-person ID check. Take your passport with you on campus where the ASK@WLV team will complete your ID check. **You only need to do this step when all your enrolment documents have been passed and the instruction to complete the ID check appears on your eVision.**

You will not be fully enrolled until all documents/information have been provided and your in-person ID check is done.

Download the [Student Visa Compliance Checklist](#) to ensure you meet all your visa and sponsorship requirements.

VISA Refusal

If your visa is refused, email a copy of the refusal paperwork to the Student Visa Compliance and Advice team on RTS@wlv.ac.uk.

Delay or withdrawal

If you are no longer planning to join or are delayed, inform the Student Visa Compliance and Advice team on RTS@wlv.ac.uk.

Student VISA and Immigration webpage

For more information and guidance please visit our [Student VISA and Immigration webpage](#).



Other information

Arrived in Wolverhampton and explored the city? All settled in to university (and British) life? The following information will help you feel even more at home.

Mentoring

The University offers an orientation and mentoring service to first year students – with support from Welcome Week and beyond. Your mentor can help with issues such as personal development and time management; provide a friendly face to voice concerns; and offer you a chance to practise your English and settle into university life. For more details, visit: wlv.ac.uk/university-life/mentoring

University Library

Developing academic and employability skills is key to your success. We offer a full programme of opportunities to help you develop your skills and access to valuable information to support your assignments, essays and projects. For more details, visit: wlv.ac.uk/skills. Academic English Language support is also offered. For more details, visit: wlv.ac.uk/lib/skills-for-learning/academic-english-language/.

The Chaplaincy

The Chaplaincy team, including male and female members, are drawn from different faiths. Offering guidance and support, we aim is to listen to you and encourage you to discover your own path in faith and in life. There are opportunities to join in a variety of activities such as faith societies and international café events. For more details, visit wlv.ac.uk/chaplaincy.

Careers

Our team of careers advisors can help you investigate your future career options. We offer practical support at all stages of your job applications. For more details, visit wlv.ac.uk/careers

Part-time working

As an international student, you may be able to work part-time during your studies, depending on what type of visa you have. Part-time work is valuable not only for financial support while you are studying, but also to enhance your CV and demonstrate transferable skills to potential graduate employers.

Please note: if you have a Student Visa and you are on a full-time degree-level course, you will usually be permitted to work up to 20 hours per week during term-time and full-time in official university vacations. Some types of work, such as entertainment, are not allowed under a Student Visa. If you have questions about the work condition of your visa contact the Visa and Immigration support team at visa-enquiries@wlv.ac.uk

If you have a Student Visa, and are on a course below degree level, you can only work for 10 hours per week during term-time and full-time in official university vacations.

Please remember international students on a Visitor visa are NOT permitted to work in the UK.

Conditions of your Student Route visa for part-time working

If you have a Student Route visa, there are certain rules that the University and students have to follow. Your visa will be withdrawn by UK Visas and Immigration, and you would be required to leave the UK if you break the rules, even if you have not completed your studies.

UK Visas and Immigration regularly make changes to the Student Route visa category that may affect your status retrospectively. The University will keep you informed of all the changes.

If you have any questions or require support or advice about any visa or immigration issues, please contact:

Visa and Immigration Support Officer
visa-enquiries@wlv.ac.uk

To book an online appointment with the **visa and immigration support team**, please go to [University of Wolverhampton Visa Team \(office365.com\)](http://University of Wolverhampton Visa Team (office365.com))

The definition of 'holiday' for visa purposes will also vary according to what course you are doing.

- ◆ Undergraduate students have a holiday period at Christmas, Easter and in the summer.
- ◆ Postgraduate students have a holiday period at Christmas and Easter, but not the summer, as this is when you will usually be writing your dissertation.
- ◆ PhD students will be able to take short periods of leave from their PhD with the permission of their supervisor.

PhD students are expected to be studying on a full-time basis, year-round, so do not have standard vacation times. As such, we advise PhD students are restricted to working up to 20 hours per week throughout the course.

Don't forget that studying full-time is just like having a full-time job – your studies should be your priority!

Please be aware you must apply for a National Insurance number before you can work in the UK. You can access information about applying for a National Insurance number on the Home Office website.

Help and advice

If you're not sure who to talk to, or contact, then ask at any of the offices below – if we can't help you, we know someone who can!

e:Vision Help-desk

Our online Office Help-desk, available through e:Vision, allows you to view Frequently Asked Questions or log a new help call if you cannot find an answer. We will confirm receipt of your query and send you an email advising you when we have resolved this.

Other support available

[Accessibility, Disability & Inclusion \(supporting students with disabilities\)](#)

[Mental Health and Well-being](#)

[The Chaplaincy](#)

[Students' Union Advice and Representation Centre](#)

[ASK@WLV](#)

[Student Life](#)

ASK@WLV

ASK@WLV is the first point of contact for all student queries, the friendly and knowledgeable team are here to help you get the support you need to make the most out of your time at University.

You can drop in and speak to a member of the ASK@WLV team, Monday to Friday, from 10 am to 5 pm on one of the main University campuses or log a help-desk call via e-vision.

Find us on City Campus in the Ambika Paul Building, next to the Harrison Library.

Find us on Walsall Campus in the foyer area of the Performance Hub.

Find us on Telford Campus on the ground floor of the Darby Building.

Visa and Immigration Support Team

The Visa and Immigration Support Team will be able to answer your queries about your visa whilst you're in the UK. You can contact them through visa-enquiries@wlv.ac.uk or to make an appointment for an online consultation, please go to [University of Wolverhampton Visa Team \(office365.com\)](http://University of Wolverhampton Visa Team (office365.com))



CHECKLIST

To help you in preparing for University, use our CHECKLIST

Get ready for your stay at the University of Wolverhampton by finalising:

- Accommodation
- Medical examinations
- Your Confirmation of Acceptance for Studies (CAS)
- Your student visa
- Complete online enrolment
- Your flight and travel insurance

Before you leave your country remember to bring with you:

- Passport
- Currency
- Original qualification certificates
- Acceptance letter
- Enrolment summary and documents
- Medical records
- International bank card with money loaded on
- Details of all vaccinations that you have had
- Medical records if you have any pre-existing conditions (with English translation)
- Any medication that you are currently taking

In your hand luggage, you should have:

- Your passport (make sure it is valid)
- Your CAS number
- Visa (if applicable)
- Travel insurance
- A small amount of money
- A jumper, a coat and an umbrella
- An up to date copy of your financial evidence to demonstrate that you can cover your tuition fees and support yourself in the UK.

When you get here:


- Let your family know you have arrived safely!
- Student ID card will need to be collected from the Harrison Library (make sure details are up to date on e-vision)
- Complete your in-person ID check to complete enrolment
- Open a bank account
- Register with a GP (doctor)
- Get connected with a UK SIM Card





University of Wolverhampton
Wulfruna Street
Wolverhampton
WV1 1LY
Tel: +44 (0)1902 322 474
Email: international@wlv.ac.uk

 wlv.ac.uk/international

 [wlvinternational](https://www.facebook.com/wlvinternational)

 [wlvinternational](https://www.instagram.com/wlvinternational)

 [wlvinternational](https://twitter.com/wlvinternational)



THE UNIVERSITY OF OPPORTUNITY

The information in this guide correct at the time of publication. For the most up-to-date information, visit: wlv.ac.uk/international